



Center for Transportation Safety

Safety Research and Outreach

Neal A. Johnson
College Station, TX

Joan G. Hudson
Austin, TX



WALK. BIKE. SAFE.




Save a Life™
Texas Department of Transportation

North Fort Worth
Alliance

June 16, 2018

 **Texas A&M
Transportation
Institute**



Outreach Program



Be Predictable –
Follow the Rules of the Road



Use your Head – Gear up



MAY



NATIONAL BIKE MONTH

S	M	T	W	T	F	S
				1	2	3
4	5	6	7	8	9	10
11	12	13	14	15	16	17





Who Walks?






Who Bikes?





Bicyclists have the same rights and responsibilities as motor vehicle drivers on Texas roadways?


1. True
2. False





If there is a bike lane present the bicyclist must use it.


1. True
2. False





The sidewalk is the safest place to ride as an adult bicyclist.


1. True
2. False





As a bicyclist I am required to use a bike light at night?

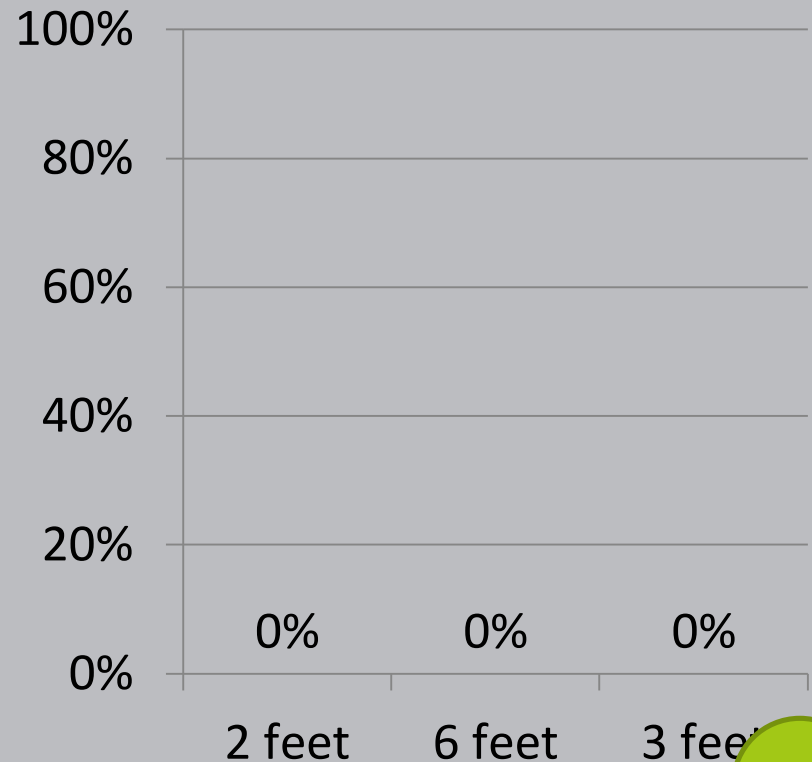
1. True
2. False





In Fort Worth, when a passenger car is passing a bicyclist, what is the legal passing distance a motorist must allow between their car and a bicyclist?

1. 2 feet
2. 6 feet
3. 3 feet

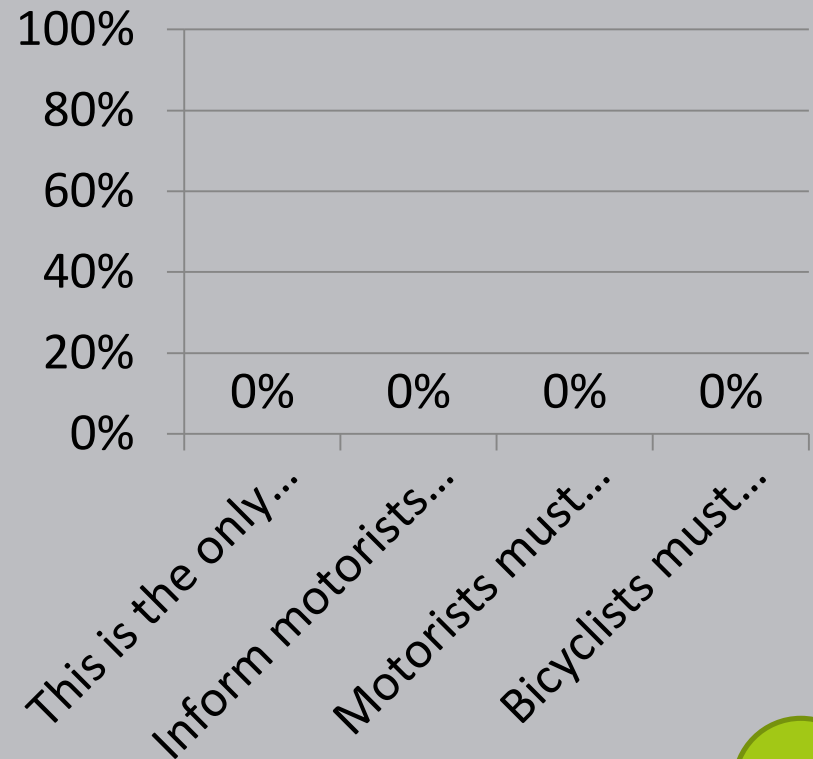




What does this sign mean?

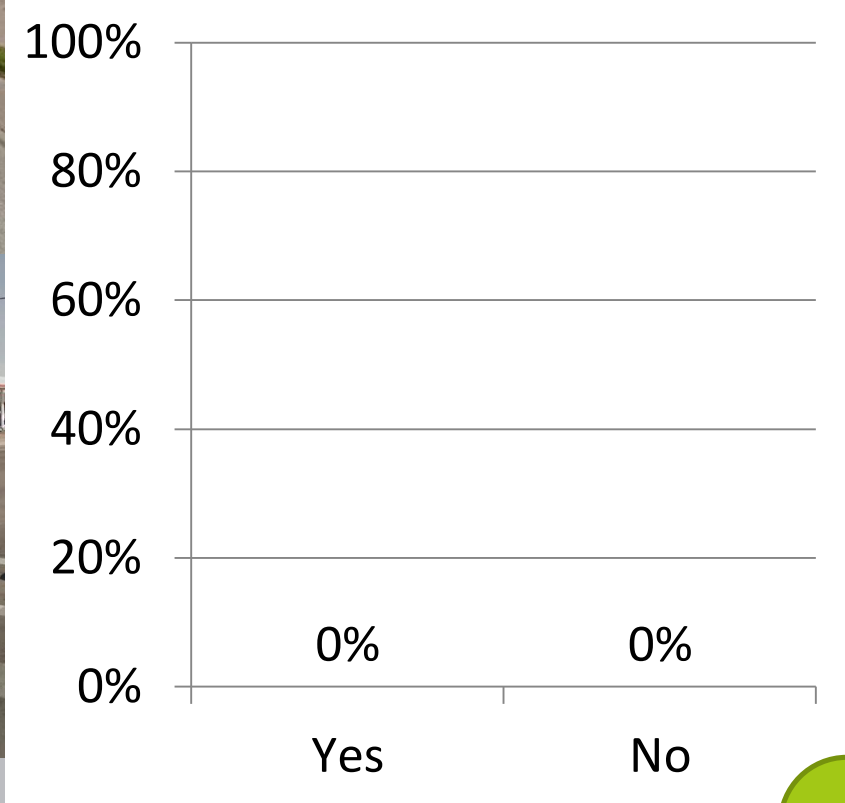


1. This is the only time it is legal for a bicyclist to use the full lane.
2. Inform motorists that some bicyclists use the full lane here for safety.
3. Motorists must give a bicyclist the full lane, even if the bicyclist stays to the right.
4. Bicyclists must use the full lane and not stay to the right.





Are there crosswalks in each of these pictures?



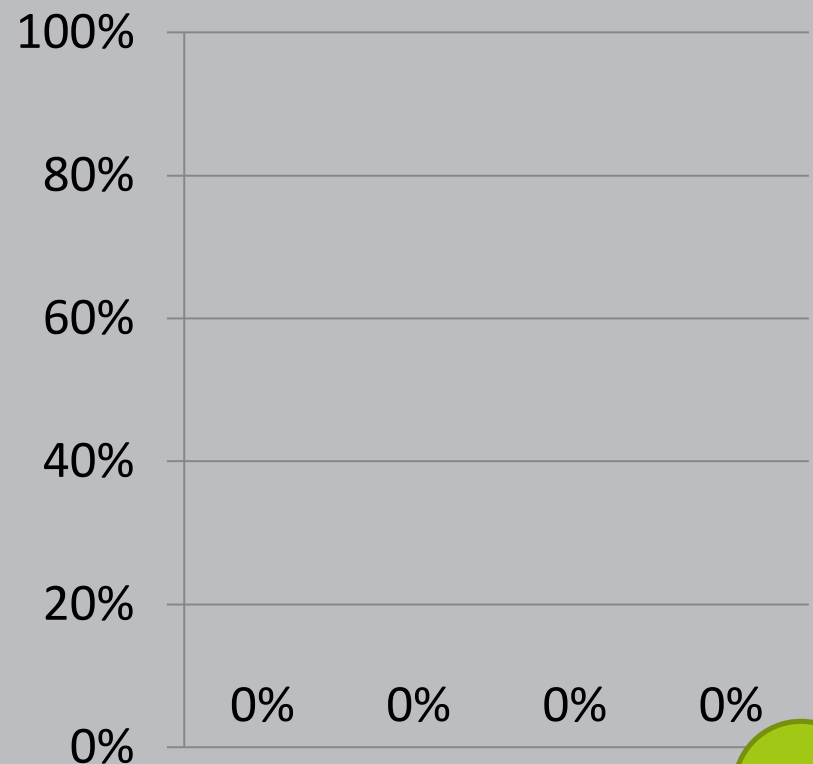
1. Yes

2. No



As a pedestrian where should you walk if there are no sidewalks?

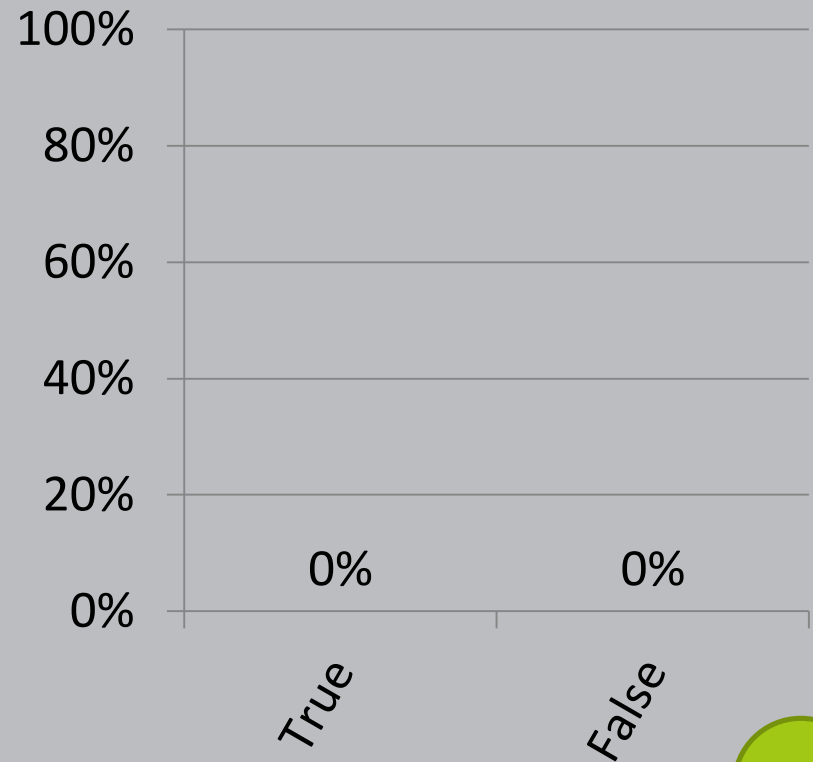
1. On the right side of the road in the same direction as traffic.
2. On the left side of the road facing oncoming traffic.
3. Walk along the right side lane marking or curb.
4. If a median is present, walk in the median.





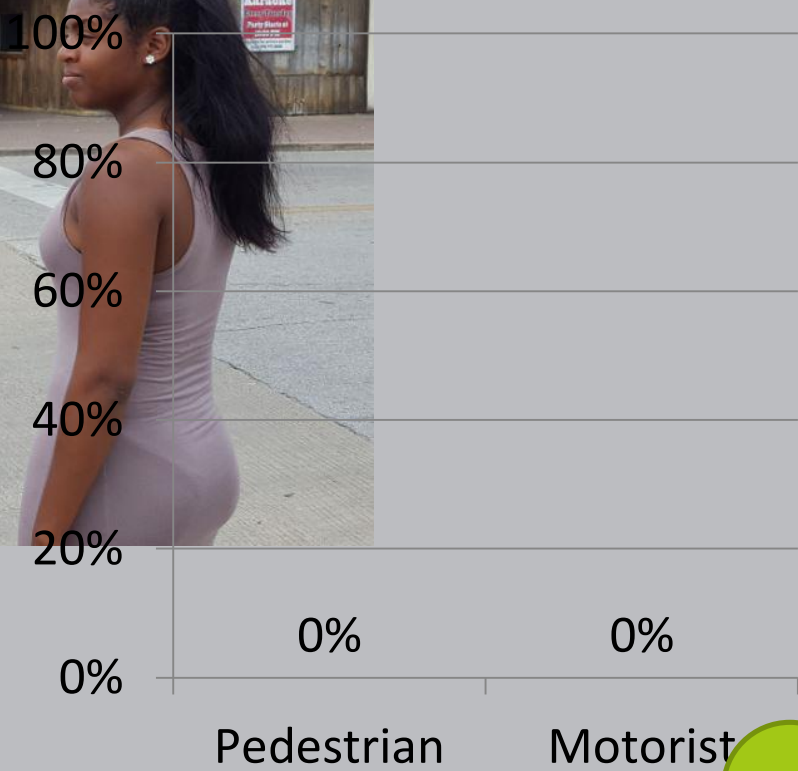
The pedestrian always has the right-of-way?

1. True
2. False





Who has the right of way in this scenario?



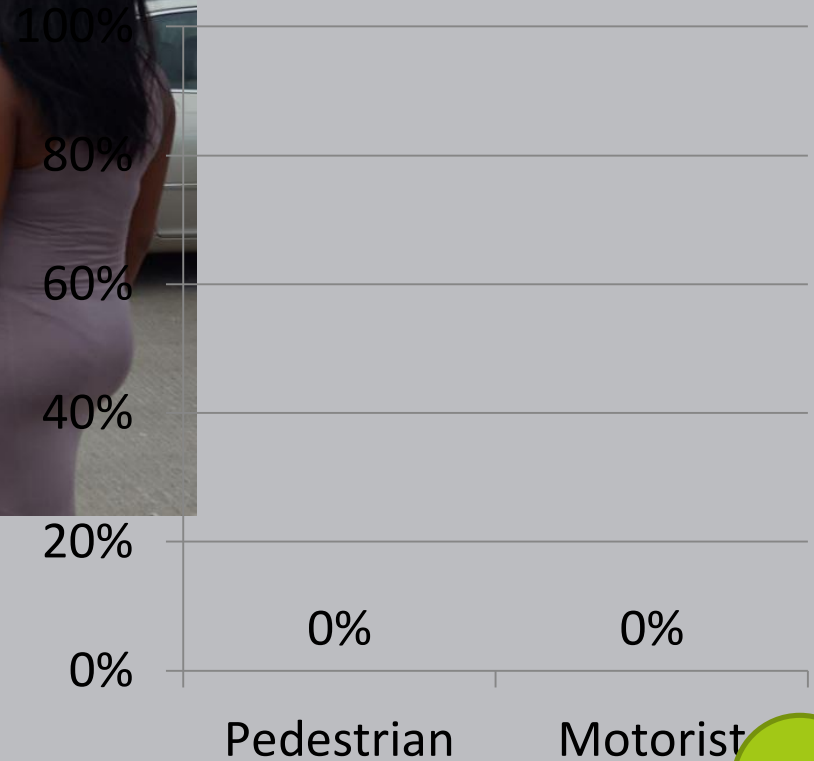
1. Pedestrian
2. Motorist



Who has the right of way in this scenario?

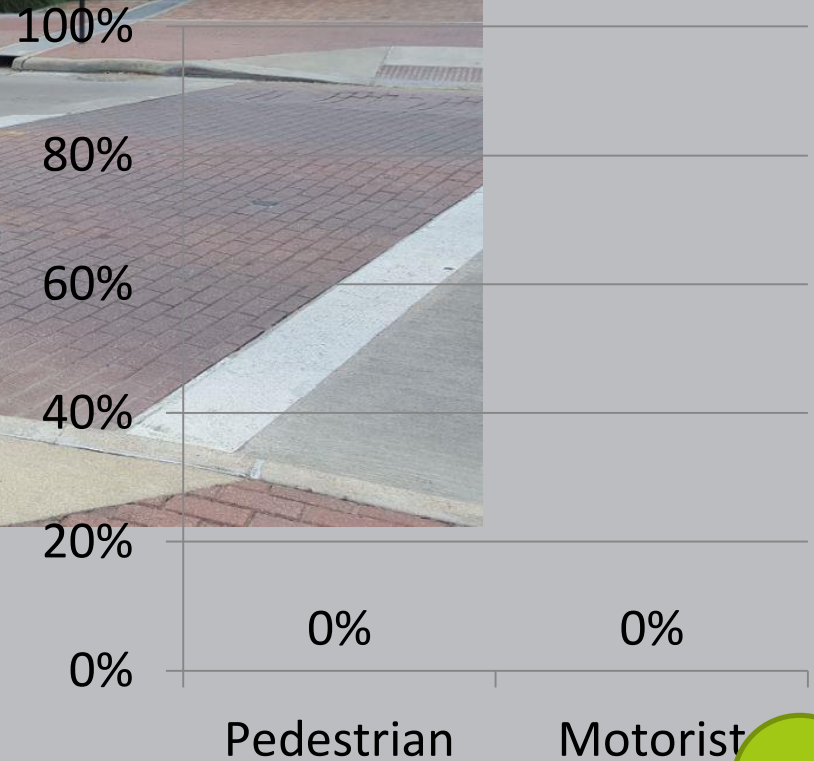


1. Pedestrian
2. Motorist






Who has the right of way in this scenario?



1. Pedestrian
2. Motorist



Who has the right of way in this scenario?



1. Pedestrian
2. Motorist



Who has seen one of these before?





Do you know what the signals mean?

1. Yes
2. No



100%

80%

60%

40%

20%

0%

Yes

0%

No



Pedestrian Hybrid Beacon



Dark: Traffic is free to move.



Flashing Yellow: Slow down. The system has been activated by a pedestrian.



Solid Yellow: Prepare to stop (same as a yellow light).



Solid Red: Stop (same as a red light), a pedestrian is in the crosswalk.



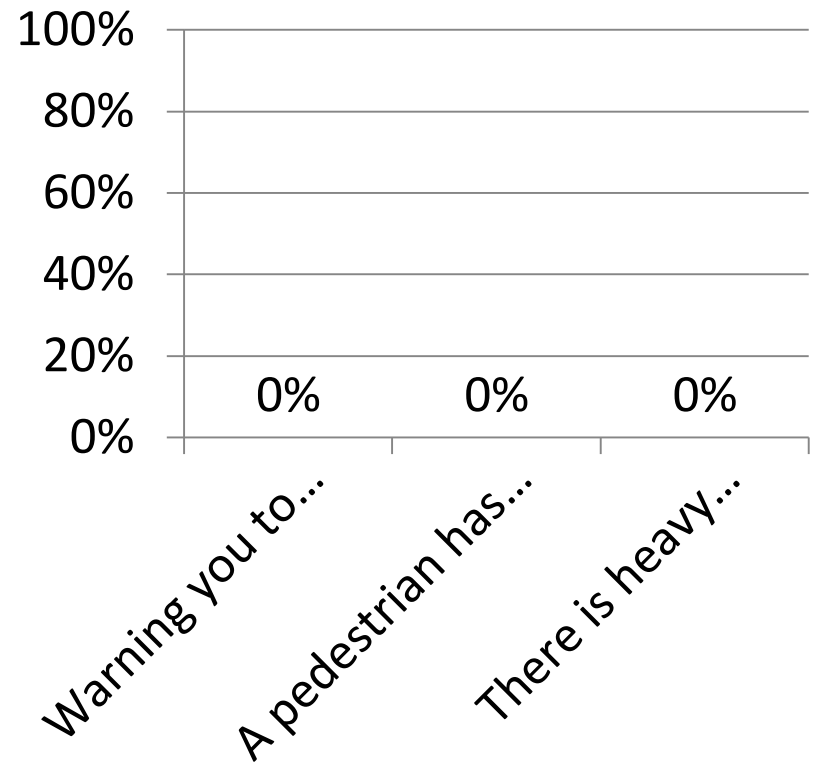
Flashing Red: Stop (same as a flashing red used in conjunction with a stop sign), you may proceed if the crosswalk is clear.





If this sign was flashing, what would it be telling you?

1. Warning you to look for pedestrians.
2. A pedestrian has activated the signal and is about to enter the crosswalk ahead.
3. There is heavy pedestrian traffic in the area.






Now, let's see how much
you remember...



The sidewalk is the safest place to ride as an adult bicyclist.

1. True
2. False





Bicyclists have the same rights and responsibilities as motor vehicle drivers on Texas roadways.


1. True
2. False





As a pedestrian where should you walk if there are no sidewalks?

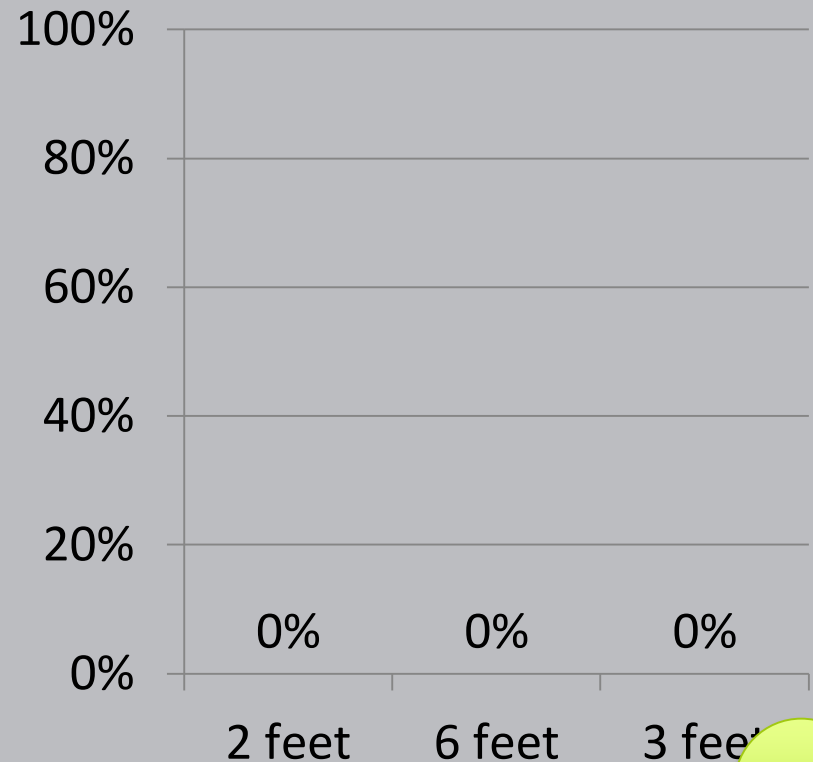
1. As far to the right side of the road as possible in the same direction as traffic.
2. On the left side of the road, facing traffic.
3. Walk along the right side lane marking or curb.
4. If a median is present, walk in the median.





In Fort Worth when a passenger car is passing a bicyclist, what is the legal passing distance a motorist must allow between their car and a bicyclist?

1. 2 feet
2. 6 feet
3. 3 feet





There is such a thing as an Unmarked Crosswalk

1. True
2. False

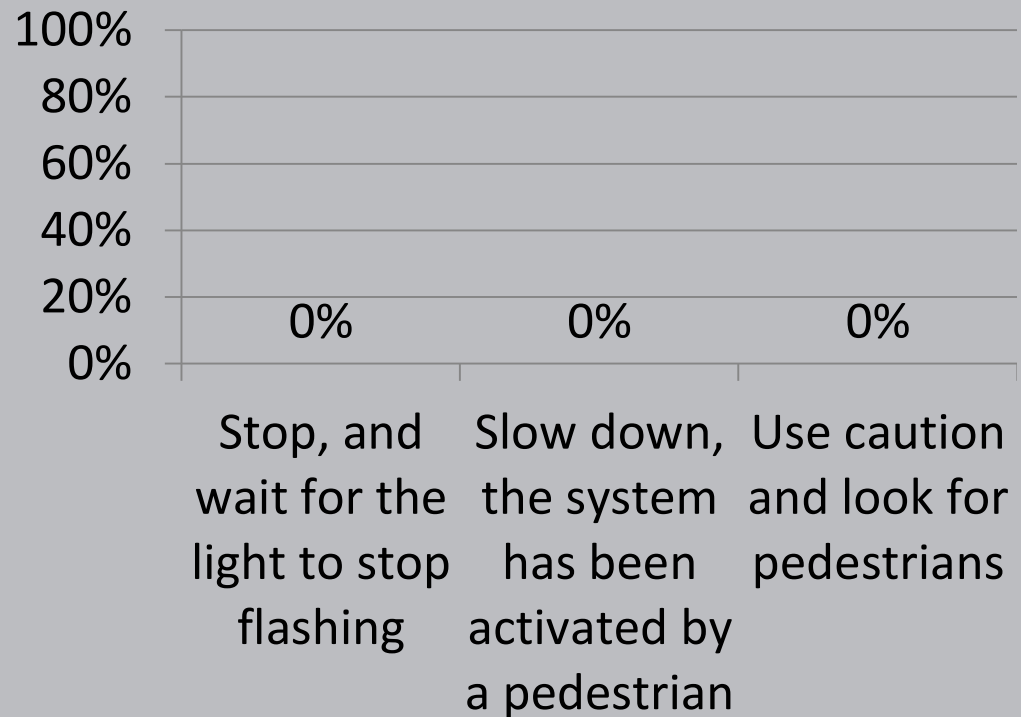




So what should you do when you see this signal?



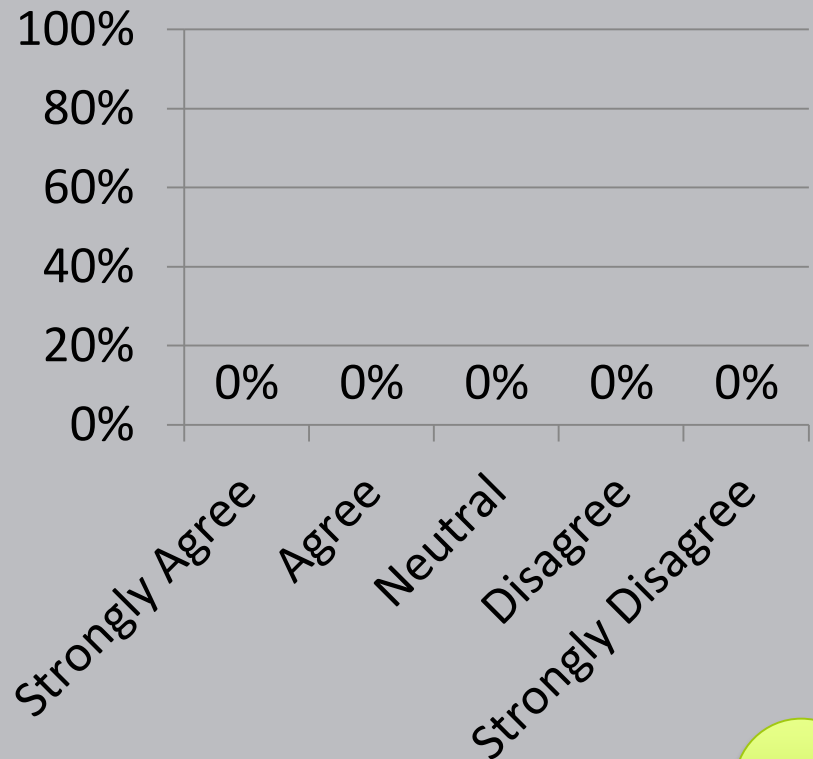
1. Stop, and wait for the light to stop flashing
2. Slow down, the system has been activated by a pedestrian
3. Use caution and look for pedestrians





I leave here with a better understanding of pedestrian and bicyclist safety.

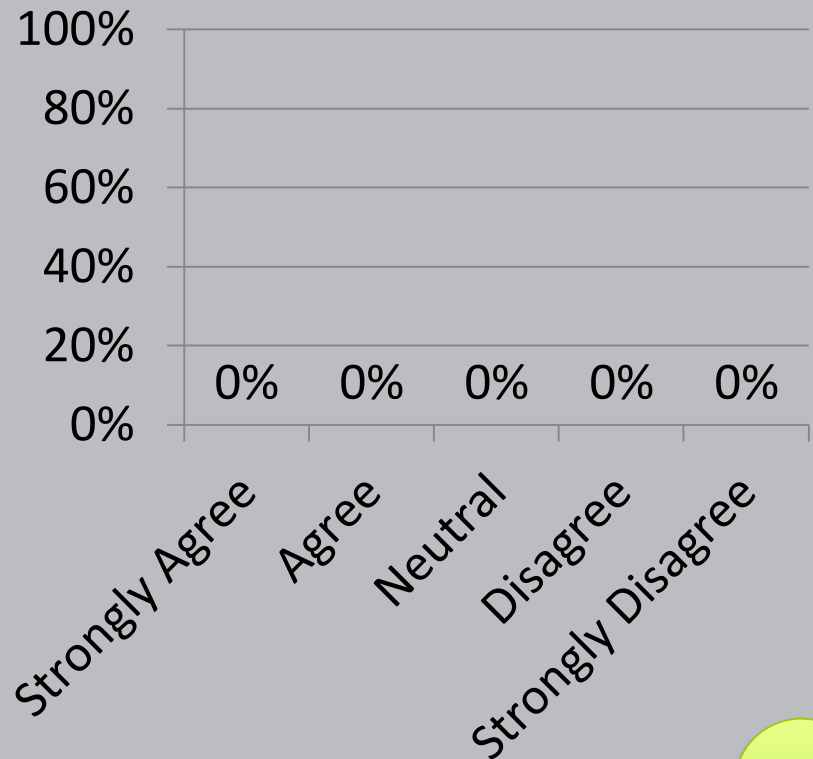
1. Strongly Agree
2. Agree
3. Neutral
4. Disagree
5. Strongly Disagree





I leave here with a better understanding of my responsibility as a road user, regardless of mode, to make the roads safer for everyone.

1. Strongly Agree
2. Agree
3. Neutral
4. Disagree
5. Strongly Disagree





Join us Online and Follow us on Social Media



WALK. BIKE. SAFE.

 **Save a Life™**
Texas Department of Transportation

 twitter.com/WalkBikeSafeTX

 facebook.com/WalkBikeSafeTexas

 search: Walk Bike Safe Texas

walkbikesafetexas.org



Contact Information



Neal Johnson

Assistant Transportation Researcher

neal-Johnson@tti.tamu.edu

Joan Hudson

Research Engineer

j-hudson@tti.tamu.edu